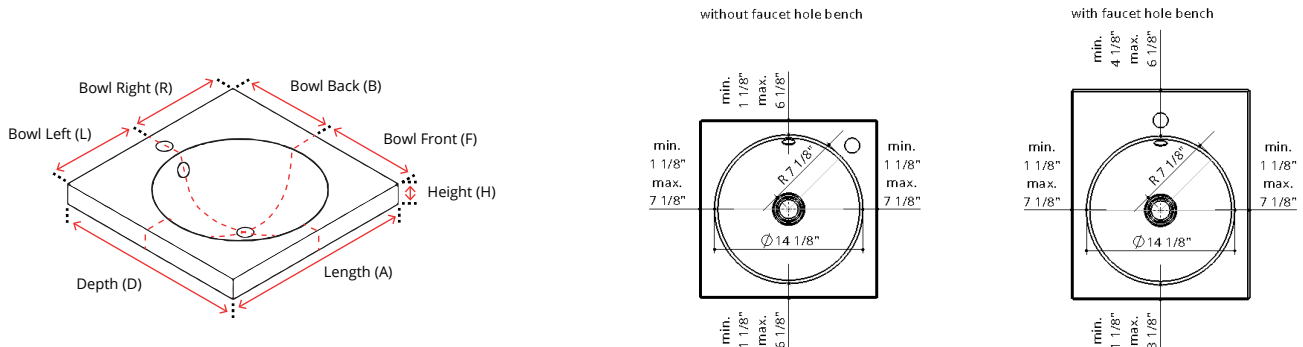



Order form ORBIS VARIO


P.O.: _____


Date: _____

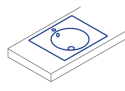
Distributor: _____




 **Height (H)**


Wall-mount
H = 4 7/8" 

Counter-top
H = 2" (standard)
H = 1" - 4 7/8" (extra surcharge) 

Drop-in
H = 1/2" 

 **Length (A)**


_____ inch (min 17", max 31 1/2" bowl center)(max 32" bowl L/R)

 **Bowl Position (Left/Right to Drain)**

Bowl Centered (L = R) | Bowl Left (L) _____ inch (min 8 1/2", max 14 1/2")
Bowl Right (R) _____ inch (min 8 1/2", max 14 1/2")
(A = L + R)

 **Depth (D)**

_____ inch (min 17", max 22")
(min 20" with rear faucet hole)

 **Bowl Position (Front/Back to Drain)**

Standard (based on depth and faucet hole) | Bowl Front (F) _____ inch (min 8 1/2"(rear overflow), max 11 1/2")
Bowl Back (B) _____ inch (FH0 min 8 1/2") (FH1 min 11 1/2")
(D = F + B)

Colors

- white gloss (C001)
- white matte (C058)
- black matte (C003)
- biscuit-pergamon gloss (C043)
- dark gray matte (C061)
- light gray matte (C060)
- anthracite matte (C062)
- other color _____

Options

- Fast delivery (3 weeks from order date)
- Overflow hole ***
 - standard (back) no overflow hole front
- Faucet hole ***
 - 1 hole, back (D ≥ 19 1/2") 1 hole, in corner (D < 19 1/2")
 - 3 holes - 4" spread 3 holes - 8" spread no faucet hole
- CLEANFFECT
- Tissue paper dispenser (only wall-mount models, A ≥ 19 1/2")
- Hole for soap dispenser (D ≥ 18")
- Custom-made round hole (D ≥ 18")
- Special support bars under washbasins (please describe in detail)

* Faucet hole and overflow hole standard position: D ≥ 13 3/4" at the back / D < 13 3/4" on the right

Accessories

- Schmidlin built-in soap dispenser
- Reinforcement flange for faucet hole
- VERSO magnetic soap dispenser
- Overflow and drain accessories**
 - Overflow and drain set, brass/copper
 - Ring to washbasin overflow-set, black matte
 - Ring to washbasin overflow-set, white matte
- ELEMENT magnetic accessories**
 - towel holder, black matte
 - towel holder, chrome-plated
 - soap dispenser soap dish
 - glass holder candle holder
- MAGNO magnetic accessories**
 - soap dispenser, black matte
 - soap dispenser, white gloss
 - glass holder, black matte
 - glass holder, white gloss

Distributor Signature: _____

On washbasins without an overflow hole we recommend using a grid drain that can't be closed.
Dimensional definition is possible in 1/2 inch steps.
Diameter of washbasins drain hole: 1 3/4" | Diameter of washbasins faucet hole: 1 1/4"

Important: Please allow for a tolerance of up to 1/4" for bowl placement and overall dimensions.
Send this form with the P.O. to: order@schmidlin.ch
Carefully review inside vanity specifications to ensure that there is proper clearance to accommodate the bowl, drain and optional integrated overflow, if applicable. Please take into consideration the thickness of material under the counter-top when positioning sink bowl, using a deck-mounted faucet or when adding an overflow and drain set.